

Thrust Pads • DIN 6311 and low model
22560.0440



Product Description

Combinable with grub screws DIN 6332 with thrust point EH 22540.

Material

- Steel, case-hardened, blackened. Snap ring inlaid.

Assembly

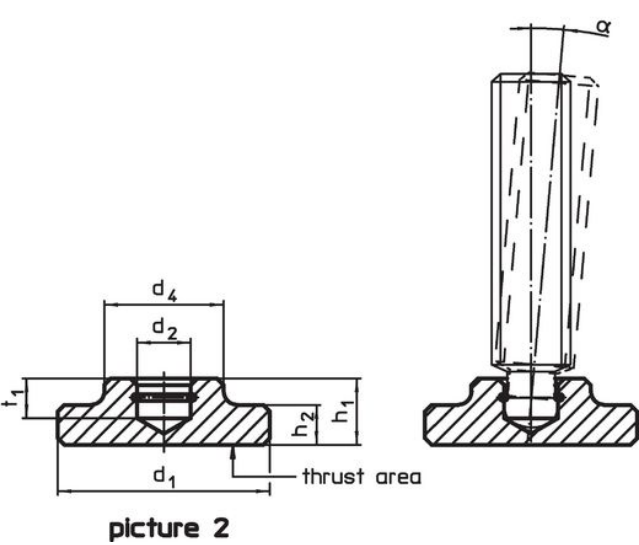
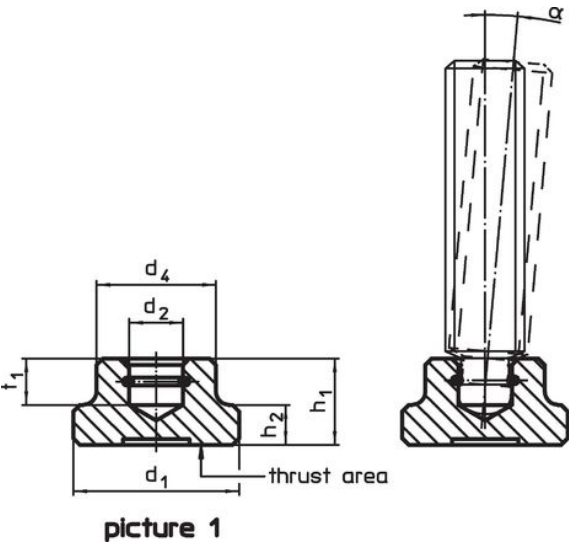
The thrust pad is to be held the way the spring retainer lies in the recess with its open side at the bottom. The grub screw is inclined as far as possible in the direction of the open side of the ring and pressed in.

More information


Further products

- Grub Screws, DIN 6332 with thrust point

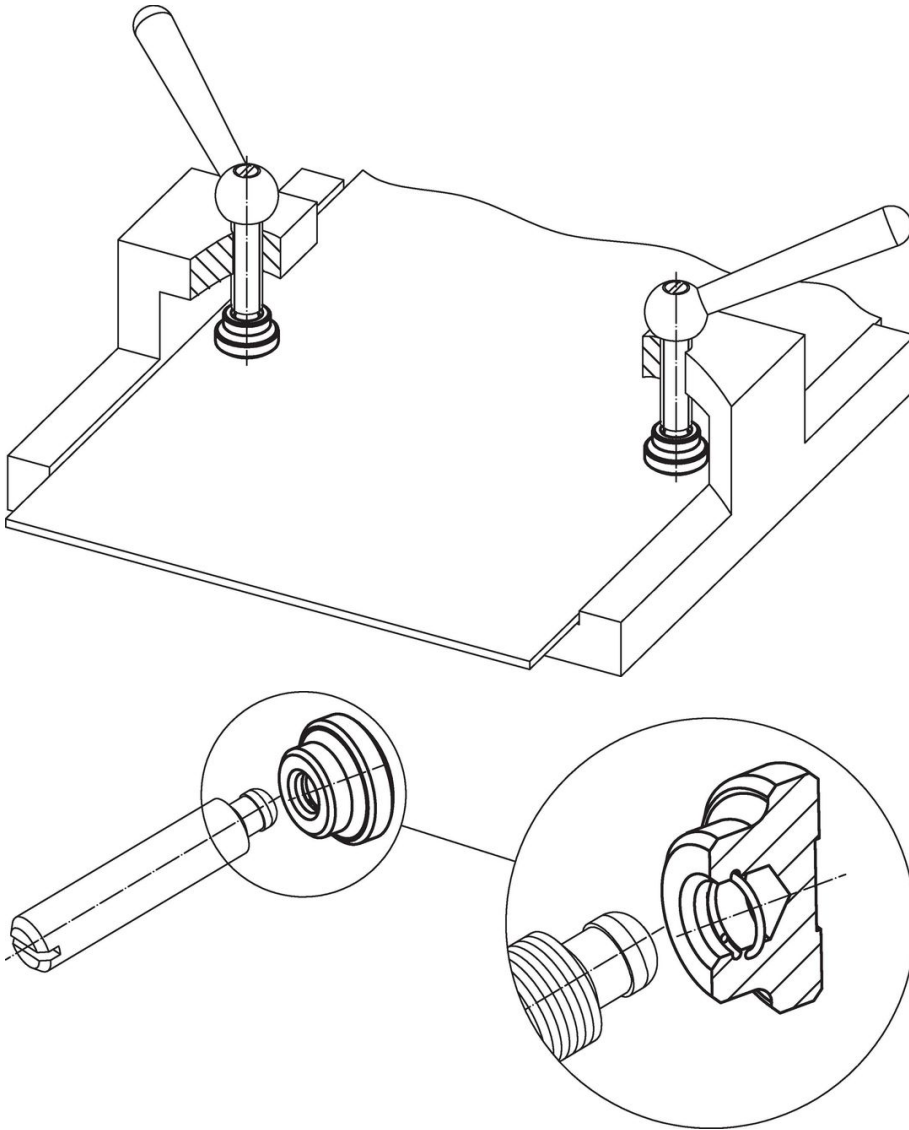
Drawing



Order information

d ₁	d ₂ H12	Dimensions				For grub screws with thrust point DIN 6332	α min.		Art. No.
		d ₄	h ₁	h ₂	t ₁				
		[mm]							
low model, with increased thrust area and spring retainer – picture 2, Steel									
40	12.1	22	12	7	7	M16	5°	75	22560.0440

Application example



Compliance

RoHS compliant

Contains lead - compliant according to exceptions 6a / 6b / 6c.

Contains SVHC substances >0,1% w/w

Contains lead - SVHC list [REACH] as of 23.01.2024.

Contains Proposition 65 substances



Lead can cause cancer and reproductive harm from exposure
<https://www.P65Warnings.ca.gov/>

Free from Conflict Minerals

This product does not contain any substances designated as "conflict minerals" such as tantalum, tin, gold or tungsten from the Democratic Republic of Congo or adjacent countries.