

Support Legs
22593.0060



Product Description

The support legs are universally usable as adjustable legs. The plate is screwed to the threaded pin and nut by a stainless steel fastening screw, and is also glued.

Material

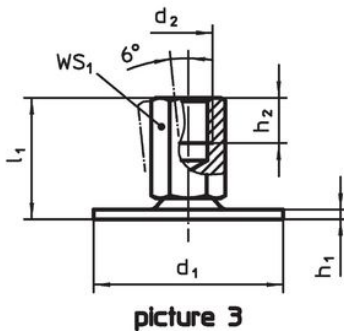
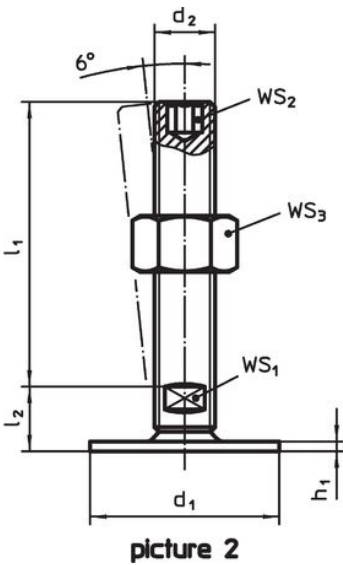
- Grub Screw**
- Steel, zinc-plated by galvanization, passivated
- Lock nut**
- Steel, zinc-coated by galvanisation, passivated, ISO 4032
- Pad**
- Steel, zinc-plated by galvanization, passivated

More information


Further products

- Support Legs, protected against slipping

Drawing



Order information

		Dimensions			WS ₁	WS ₃		Art. No.
d ₁	d ₂	l ₁ [mm]	h ₁	l ₂	[mm]	[mm]	[g]	
with screw – picture 1, Steel								
50	M8	40	2.5	11	17	13	62	22593.0060

Compliance

RoHS compliant

Contains lead - compliant according to exceptions 6a / 6b / 6c.

Contains SVHC substances >0,1% w/w

Contains lead - SVHC list [REACH] as of 23.01.2024.

Contains Proposition 65 substances



Lead can cause cancer and reproductive harm from exposure
<https://www.P65Warnings.ca.gov/>

Free from Conflict Minerals

This product does not contain any substances designated as "conflict minerals" such as tantalum, tin, gold or tungsten from the Democratic Republic of Congo or adjacent countries.